

Chapter 25
Gauss' law

25-1

Gauss' law in electrostatic is equivalent to Coulomb's law but it tremendously simplifies the problem whenever there exists a symmetry.

25-2 What Gauss' law is all about

Gauss' law relates the fields at a Gaussian surface and the charges enclosed by the surface.

Gaussian surface: is a hypothetical closed surface.

25-3 Flux

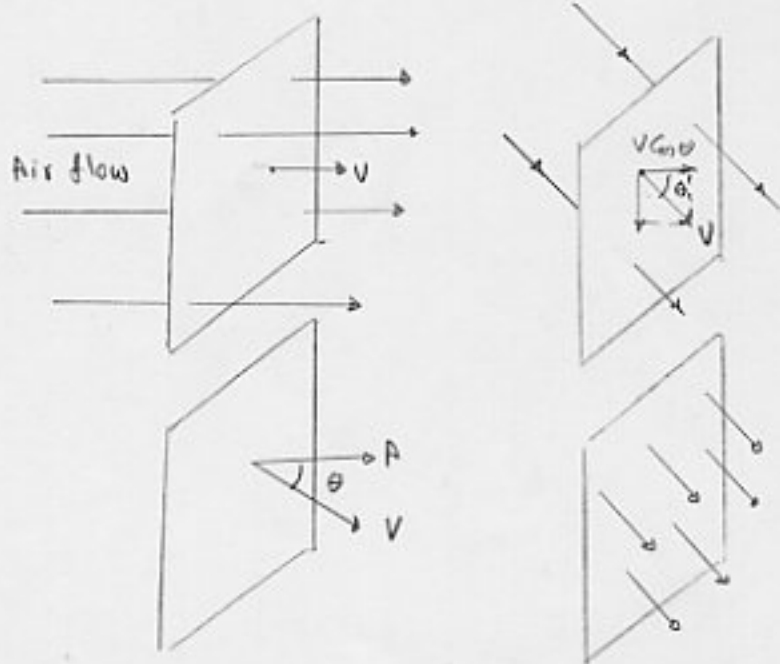
Φ : Volume flow rate
(i.e. volume per unit time)

If $V \perp$ Plane

$$\rightarrow \Phi = VA$$

If $V \parallel$ Plane

$$\rightarrow \Phi = 0$$



If \vec{V} and Plane have an angle θ :

$$\Phi = (V \cos \theta) A$$

$$\rightarrow \Phi = VA \cos \theta = \vec{V} \cdot \vec{A} \quad \text{Flux (A is } \perp \text{ to Plane)}$$

25-4 Flux of the Electric field;

ΔA : Small area (without curvature)

We assume E remains const. on ΔA .

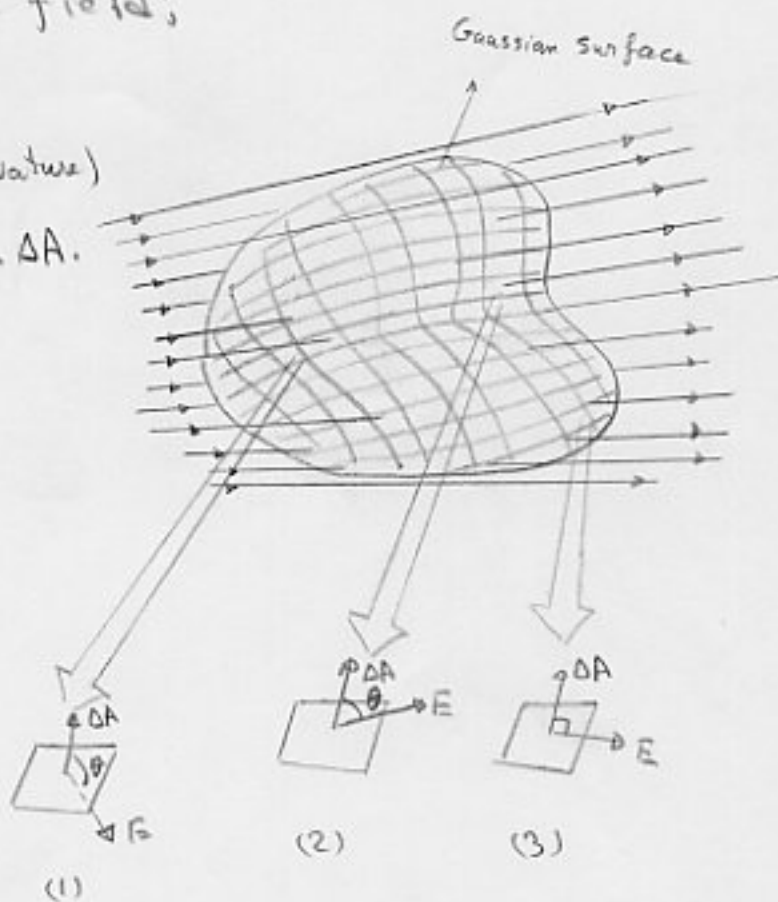
$$\Phi = \sum E \cdot \Delta A$$

$$\Delta A \rightarrow dA$$

$$\Sigma \rightarrow \int$$

$$\Phi = \int E \cdot dA \quad \text{electric flux through a Gaussian surface}$$


$$\text{unit: } N \cdot m^2 / C$$



Square	θ	Sign of $E \cdot \Delta A$
1	> 90	-
2	< 90	+
3	$= 90$	0

Ex

$\Phi = ?$ through the cylinder



Sol.

$$\Phi = \oint \mathbf{E} \cdot d\mathbf{A}$$

$$\Phi = \int_a \mathbf{E} \cdot d\mathbf{A} + \int_b \mathbf{E} \cdot d\mathbf{A} + \int_c \mathbf{E} \cdot d\mathbf{A}$$

$$\int_a \mathbf{E} \cdot d\mathbf{A} = \int E (\cos 180^\circ) dA = -E \int dA = -EA$$

$$\int_c \mathbf{E} \cdot d\mathbf{A} = \int E (\cos 0^\circ) dA = E \int dA = EA$$

$$\int_b \mathbf{E} \cdot d\mathbf{A} = \int E (\cos 90^\circ) dA = 0$$

$$\Phi = -EA + 0 + EA = 0$$

25-5 Gauss' Law

Gauss' law relates the (total) flux Φ of an electric field through a closed surface (a Gaussian surface) to the net charge q that is enclosed by that surface.

$$\epsilon_0 \Phi = q \quad \text{Gauss' law}$$

ϵ_0 : permittivity const. $\epsilon_0 = 8.85 \times 10^{-12} \text{ C}^2/\text{N}\cdot\text{m}^2$

$$\Phi = \oint \mathbf{E} \cdot d\mathbf{A} \rightarrow \epsilon_0 \oint \mathbf{E} \cdot d\mathbf{A} = q \quad (\text{Gauss' law})$$

q : net charge enclosed by the Gaussian surface.

$q > 0 \longrightarrow \Phi$: outward

$q < 0 \longrightarrow \Phi$: inward

Charge outside the surface is not included in the term q in Gauss' law.

The exact form or location of the charges inside the Gaussian surface is also of no concern.

Ex.

S_1 : The electric field

outward $\longrightarrow \Phi > 0$

$\exists \longrightarrow$ net charge $q > 0$

S_2 : The electric field

inward $\longrightarrow \Phi < 0$

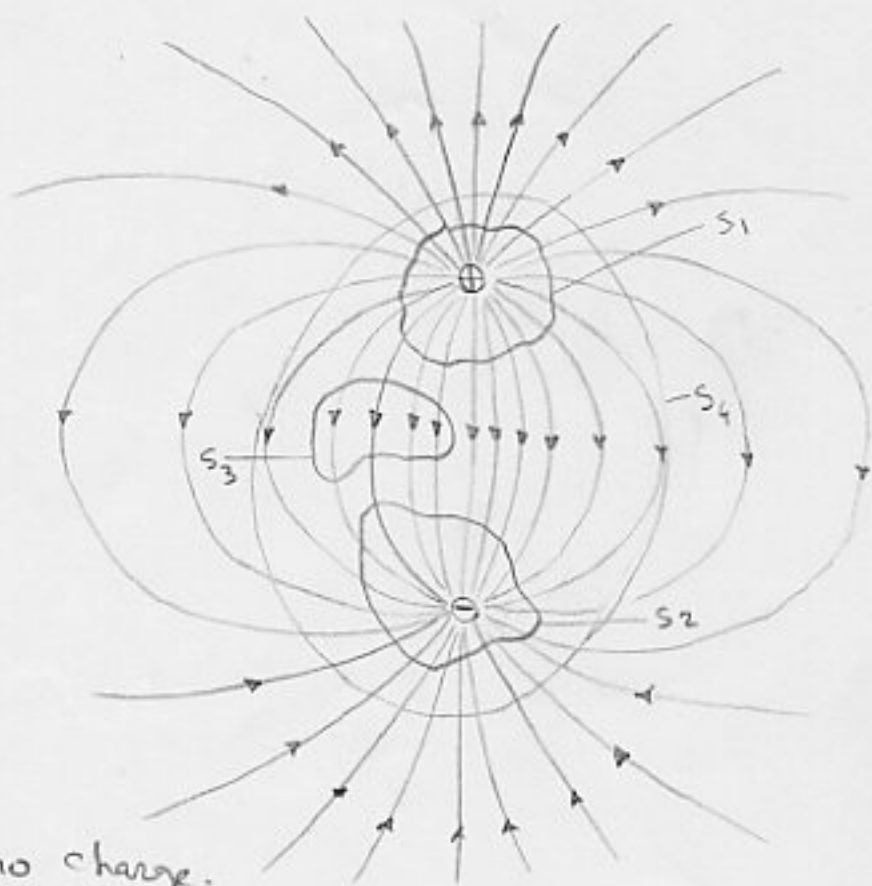
$\exists \longrightarrow$ net charge $q < 0$

S_3 : This surface contains no charge.

$q = 0 \longrightarrow \Phi = 0$ (coming \vec{E} = leaving \vec{E})

S_4 : This surface encloses no net charge ($+q - q = 0$)

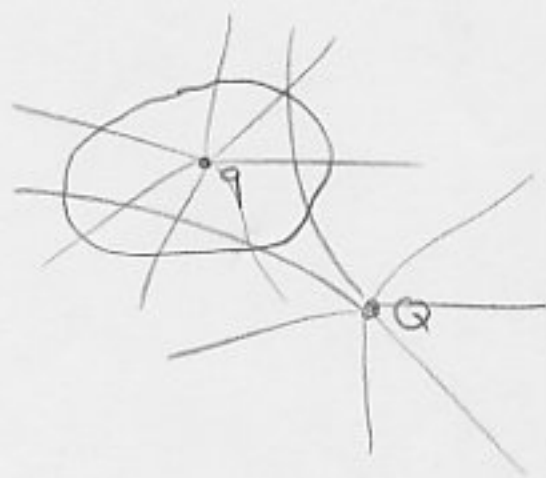
$\longrightarrow \Phi = 0$ (coming \vec{E} = leaving \vec{E})



If we bring charge Q up close to S_4 (not inside), the pattern of the field lines changes, but the net flux for the four surfaces would not change.

$$\epsilon_0 \oint \vec{E} \cdot d\vec{A} = q$$

↓
field of both q and Q



Ex.

$$q_1 = +3.1 \text{ nC} \quad (\text{Coin} = \text{neutral})$$

$$q_2 = -5.9 \text{ nC}$$

$$q_3 = -3.1 \text{ nC}$$

$$\Phi_{S_1} = ? \quad \Phi_{S_2} = ?$$



Sol.

$$\Phi_{S_1} = \frac{q_1}{\epsilon_0} = \frac{+3.1 \times 10^{-9} \text{ C}}{8.85 \times 10^{-12} \text{ C}^2/\text{N}\cdot\text{m}^2} = +350 \text{ N}\cdot\text{m}^2/\text{C}$$

+ sign \rightarrow $\left\{ \begin{array}{l} \text{enclosed charge is positive} \\ \text{the flux through the surface is outward} \end{array} \right.$

$$\Phi_{S_2} = \frac{q_1 + q_2 + q_3}{\epsilon_0} = -670 \text{ N}\cdot\text{m}^2/\text{C}$$

25-6 Gauss' law and Coulomb law

If Gauss' law \sim equivalent Coulomb law

→ One can be derived from the other.

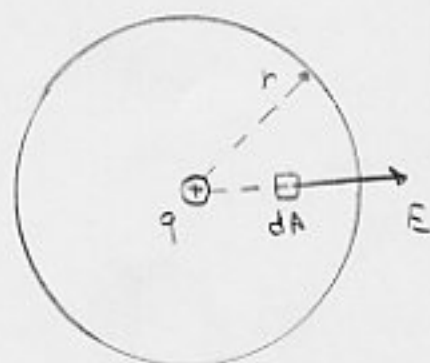
Point charge:

$$\epsilon_0 \oint E \cdot dA = \epsilon_0 \oint E dA \cos(0) = q$$

$E = \text{const.}$ on the sphere

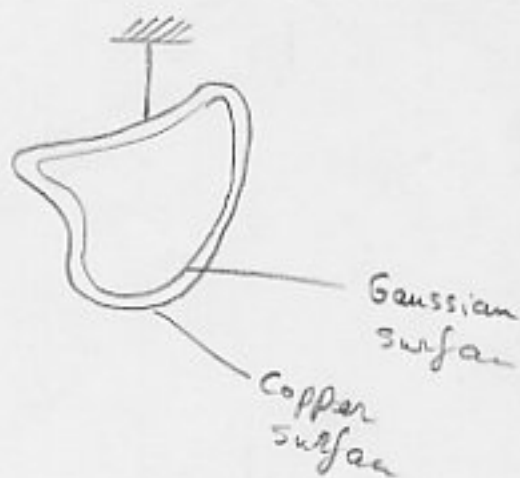
$$\rightarrow \epsilon_0 E \oint dA = q \rightarrow \epsilon_0 E (4\pi r^2) = q$$

$$E = \frac{1}{4\pi\epsilon_0} \frac{q}{r^2}$$



25-7 A charged isolated conductor

If an excess charge is placed on an isolated conductor, the charge will move entirely to the surface of the conductor. None of the excess charge will be found within the body of conductor.



Proof: Inside the Gaussian surface $E=0$

otherwise we would have currents. (there is no such a current except at the moment of adding charge to the conductor which quickly gets its equilibrium state)

$$E=0 \longrightarrow q=0 \text{ (inside the surface)}$$

\longrightarrow the charge must be distributed on the surface.

This is natural, because like charges repel each other and get far away from each other.

An isolated Conductor with a Cavity:

There is no charge on the inner surface.

Proof: Since $E=0$ (inside the conductor)

\longrightarrow there can be no flux through this surface.



\longrightarrow From Gauss law, this surface can enclose no net charge

\longrightarrow There is no charge on the cavity wall.

The conductor removed:

Suppose by some way, the excess charge could be frozen into the position on the conductor surface.

Now we remove the conductor by enlarging the cavity.

still $\rightarrow E=0$ for inner region

E = the same as before for outer region

This shows $\rightarrow E$ is set up by the charges and not conductor

The conductor only provides an initial pathway for the charges to take their positions.



{ Distribution of charge
on the surface is not
uniform in general

The External Electric Field:



spherical conductor
having excess charge Q

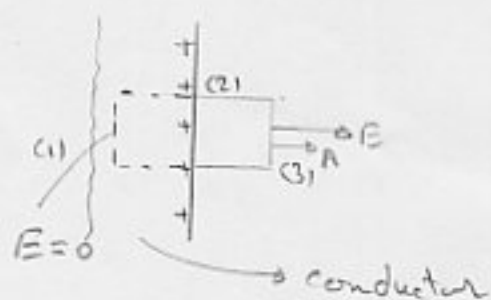
$$\sigma = \frac{Q}{4\pi r^2}$$



conductor
having excess charge Q

$$\sigma = \sigma(r)$$

However in both cases it is easy to determine \vec{E} just outside surface.



$$\epsilon_0 \oint \vec{E} \cdot d\vec{A} = q$$

$$\int_1 \vec{E} \cdot d\vec{A} + \int_2 \vec{E} \cdot d\vec{A} + \int_3 \vec{E} \cdot d\vec{A} = q/\epsilon_0$$

$$\int_1 = 0 \quad (E=0)$$

$$\int_2 = 0 \quad (E \perp A)$$

$$\int_3 = \int \vec{E} \cdot d\vec{A} \cos 0 = E \int dA = EA$$

$$\oint \vec{E} \cdot d\vec{A} = EA \quad EA = \frac{q}{\epsilon_0} \quad E = \frac{q/A}{\epsilon_0} = \frac{\sigma}{\epsilon_0}$$

Just outside surface: $E \perp A$

otherwise E would have a component along the conductor surface

surface that would exert forces on the surface charges, causing them to move. This is in contradiction with our basic assumption (electrostatic equilibrium).

Why there is no field inside the conductor?

Answer: The configuration of charges inside is in such a way $\Sigma \vec{E} = 0$ inside

Ex.

$|\vec{E}| = 150 \text{ N/C}$ just above the surface of the Earth (downward)

$Q = ?$ total net surface charge

Assume the Earth as conductor with uniform charge density.

Sol.

$$\omega = \epsilon_0 E = (8.85 \times 10^{-12} \text{ C}^2/\text{N}\cdot\text{m}^2) (150 \text{ N/C}) = 1.33 \times 10^{-9} \text{ C/m}^2$$

$$|Q| = (4\pi R^2) \omega = 4\pi (6.37 \times 10^6 \text{ m})^2 (1.33 \times 10^{-9} \text{ C/m}^2) = 6.8 \times 10^5 \text{ C}$$

Since \vec{E} is downward $\rightarrow Q = -6.8 \times 10^5 \text{ C}$

Alternatively:

$$|\vec{E}| = \frac{1}{4\pi\epsilon_0} \frac{Q}{R^2} \quad \left(= \frac{\omega}{\epsilon_0} \frac{4\pi R^2}{4\pi R^2} \right)$$

Point charge concentrated at the center.

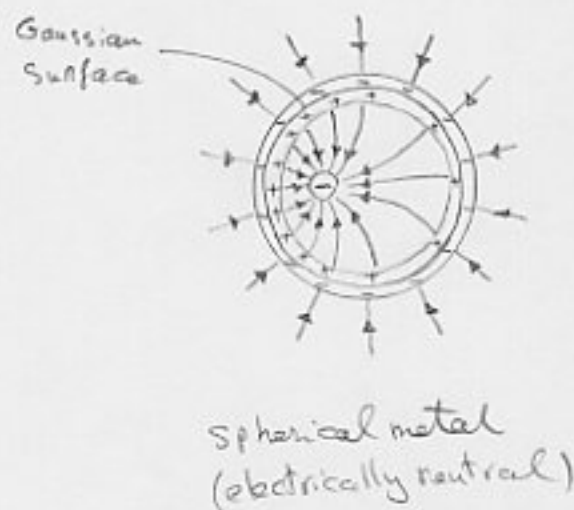
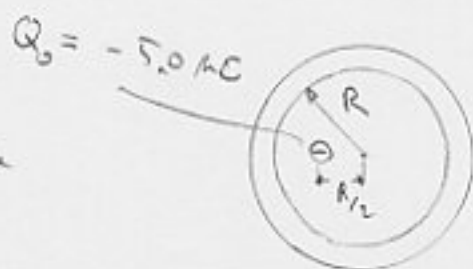
Ex -

$Q = ?$ induced charge on inner surface

$Q' = ?$ " " " " outer "

The distribution of charge ?

Field pattern outside the shell ?



Sol.

$$E_{\text{inside metal}} = 0 \rightarrow E = 0 \text{ on Gaussian surface}$$

$$\rightarrow \epsilon_0 \oint E \cdot dA = q \quad 0 = q$$

$$q = Q_0 + Q \rightarrow Q = +5.0 \mu\text{C}$$

Since total charge of metal = 0 $\rightarrow Q' = -5.0 \mu\text{C}$

Since negative charge located at R_1 is off-center \rightarrow the distribution of inner induced charge is not uniform.

On outer surface the distribution is uniform.

(because the metal is spherical and the skewed distribution of the positive charge on inner surface cannot produce an electric field in the shell to affect the outer distribution)

25-8 A Sensitive Test of Coulomb's Law

If an excess charge on an isolated conductor does not
move entirely to the conductor's surface

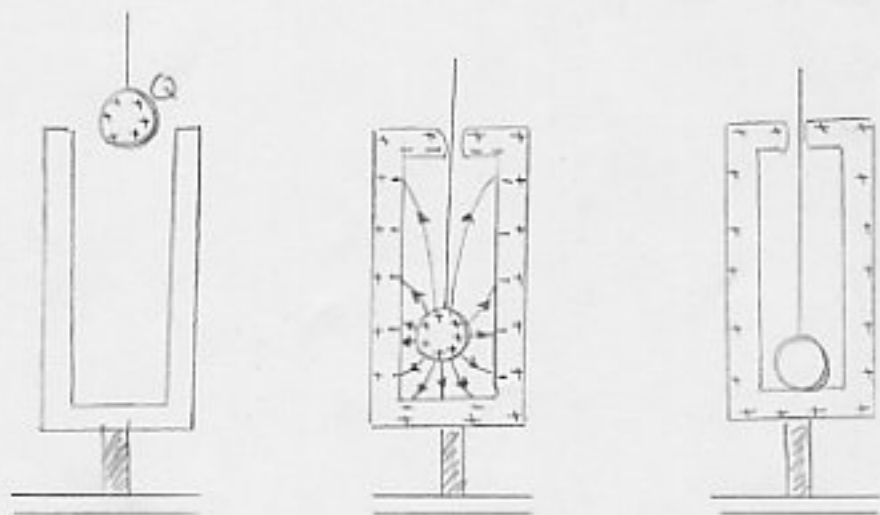
→ the Gauss's law cannot be true $\left\{ \begin{array}{l} \text{i.e. inside conductor} \\ E=0, \text{ but } q \neq 0 \\ \oint E \cdot dA = q \\ 0 \neq 0 \end{array} \right.$

→ the Coulomb's law cannot be true

In particular the exponent 2 in the inverse square law
might not be exactly 2.

$$E = \frac{1}{4\pi\epsilon_0} \frac{q}{r^{2 \pm \delta}}$$

(consider the connection between Coulomb's law and Gauss's
law and the role of r^2)

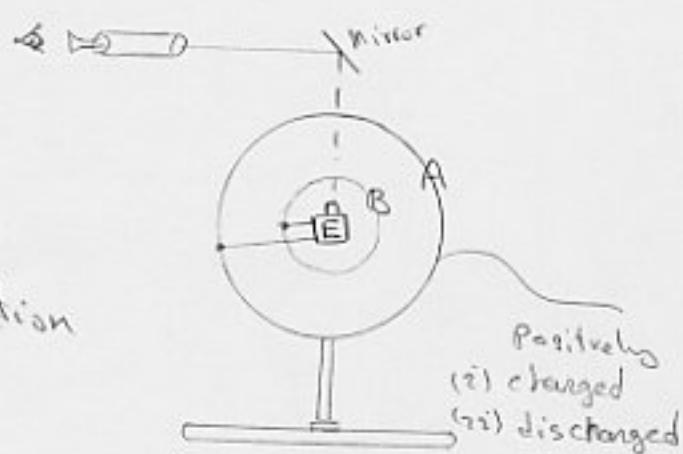


No charge
on the ball
with a high
accuracy.

conductor spheres A and B
are connected via the
electrometer E.

When A is positively charged
and later discharged, no deflection
is recorded in either cases.

$$\rightarrow \delta < 3.0 \times 10^{-16}$$



A modern and more precise
apparatus

25-9. Gauss' Law; Cylindrical Symmetry

An infinitely long charged cylindrical
plastic rod.

Uniform charge density = λ

$$E = ?$$

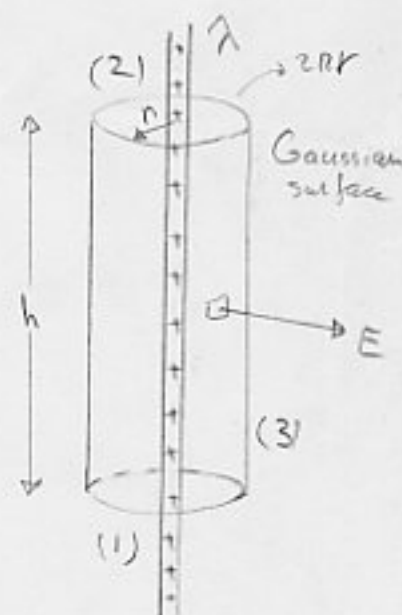
$$\epsilon_0 \oint E \cdot dA = q$$

$$\int_1 E \cdot dA + \int_2 E \cdot dA + \int_3 E \cdot dA = \frac{q}{\epsilon_0}$$

$$0 + 0 + \int_3 E \cdot dA = \frac{q}{\epsilon_0} \quad (E \perp A \text{ on (2) and (3)})$$

$$E \int dA = \frac{q}{\epsilon_0} \quad E(2\pi r h) = \frac{q}{\epsilon_0} \quad q = \lambda h$$

$$E = \frac{\lambda}{2\pi \epsilon_0 r} \quad (\text{outward})$$

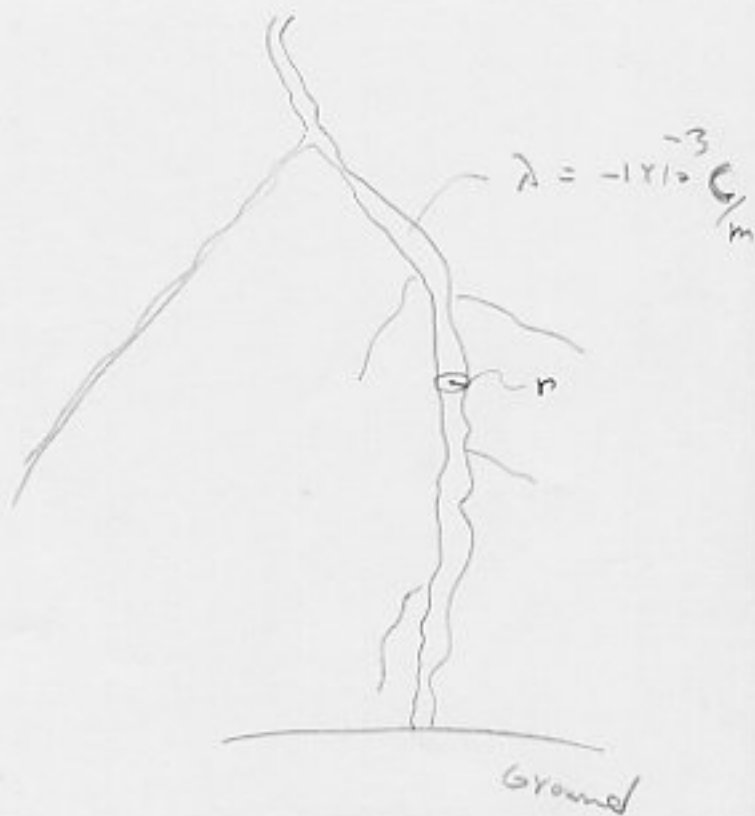


Ex.

Lightning strike:

Air molecules are ionized
in an electric field exceeding
 $3 \times 10^6 \text{ N/C}$

$r = ?$ radius of brilliant
flash



Sol.

$$E = \frac{\lambda}{2\pi\epsilon_0 r}$$

$$r = \frac{\lambda}{2\pi\epsilon_0 E} = \frac{1 \times 10^{-3} \text{ C/m}}{(2\pi)(8.85 \times 10^{-12} \text{ C}^2/\text{Nm}^2)(3 \times 10^6 \text{ N/C})} = 6 \text{ m}$$

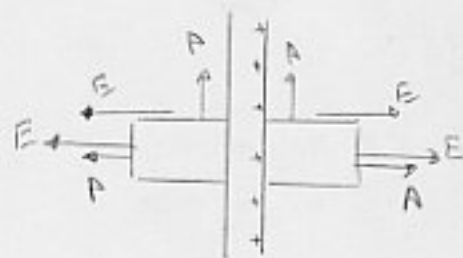
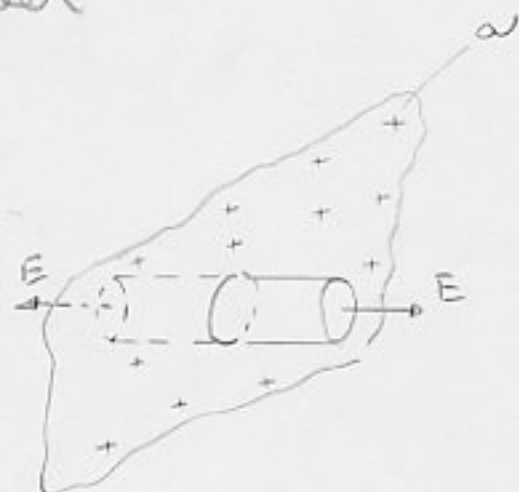
25-10 Gauss. law; Planar symmetry

Nonconducting sheet

$$\epsilon_0 \oint E \cdot dA = q$$

$$\epsilon_0 (EA + EA) = \sigma A$$

$$E = \frac{\sigma}{2\epsilon_0}$$



an infinite insulating
sheet with uniform
charge density σ

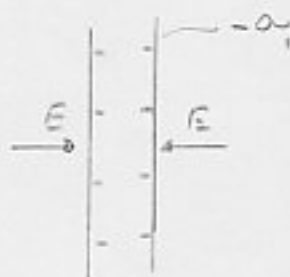
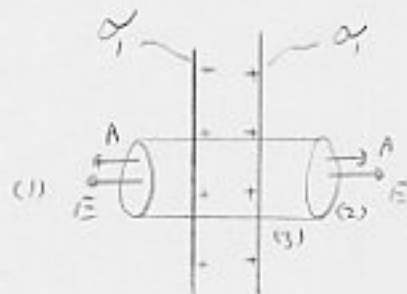
Conducting plate

$$\epsilon_0 \oint \vec{E} \cdot d\vec{A} = q \quad \int_1 + \int_2 + \int_3 = \frac{q}{\epsilon_0}$$

$$EA + EA + 0 = \frac{A(2\sigma_1)}{\epsilon_0}$$

$$E = \frac{\sigma_1}{\epsilon_0}$$

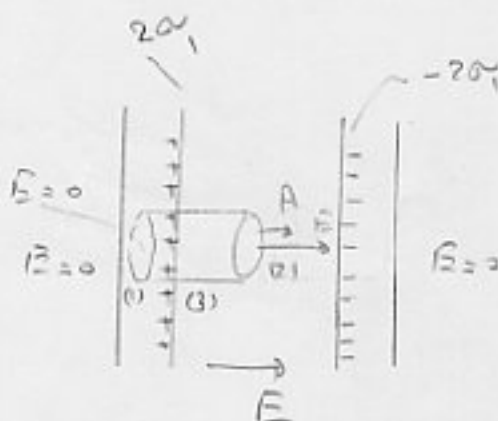
$$\text{Similarly } E = \frac{-\sigma_1}{\epsilon_0}$$



$$\epsilon_0 \oint \vec{E} \cdot d\vec{A} = q$$

$$\int_1 + \int_2 + \int_3 = \frac{q}{\epsilon_0}$$

$$0 + EA = \frac{A(2\sigma_1)}{\epsilon_0} \quad E = \frac{2\sigma_1}{\epsilon_0}$$



new distribution of charges

E = ?

Two large nonconducting sheets,

$$\sigma_+ = 6.8 \mu\text{C}/\text{m}^2$$

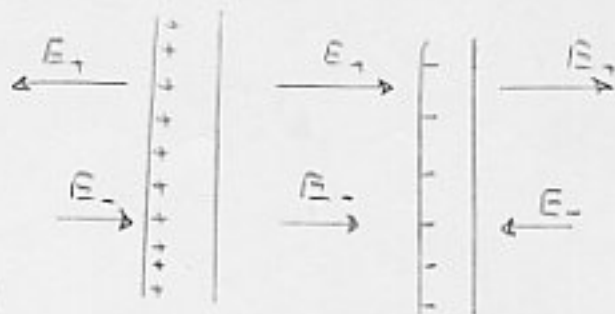
$$\sigma_- = 4.3 \mu\text{C}/\text{m}^2$$

$$E_I = ? \quad E_{II} = ? \quad E_{III} = ?$$



Sol.

Since the charges are fixed
(their distributions don't change
under the influence of each other)
we can use superposition rule.



$$\oint E \cdot dA = \frac{q}{\epsilon_0}$$

$$\int_1 + \int_2 + \int_3 = \frac{q}{\epsilon}$$

$$\epsilon A + \epsilon A + 0 = \frac{A\sigma_+}{\epsilon_0} \quad E_+ = \frac{\sigma_+}{2\epsilon_0}$$

$$\text{Similarly } E_- = \frac{\sigma_-}{2\epsilon_0}$$

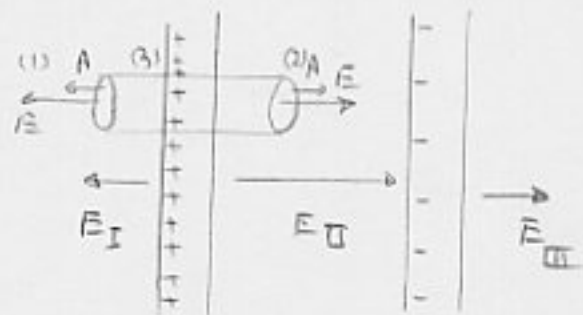
$$E_+ = \frac{\sigma_+}{2\epsilon_0} = \frac{6.8 \times 10^{-6} \text{ C/m}^2}{2(8.85 \times 10^{-12} \text{ C}^2/\text{N}\cdot\text{m}^2)} = 3.84 \times 10^5 \text{ N/C}$$

$$E_- = \frac{\sigma_-}{2\epsilon_0} = 2.43 \times 10^5 \text{ N/C}$$

$$E_I = E_+ - E_- = 1.4 \times 10^5 \text{ N/C}$$

$$E_{II} = E_+ + E_- = 6.3 \times 10^5 \text{ N/C}$$

$$E_{III} = E_- - E_+ = -1.4 \times 10^5 \text{ N/C}$$



25-11 Gauss, law; Spherical Symmetry

Using Gauss, law we prove the two shell theorems:

1) A shell of uniform charge attracts or repels a charged particle that is outside the shell as if all the shell's charge were concentrated at the center of the shell.

ii) A shell of uniform charge exerts no electrostatic force on a charged particle that is located inside the shell.

Proof:

$$\oint E \cdot dA = \frac{q}{\epsilon_0}$$

$$E(4\pi r^2) = \frac{q}{\epsilon_0} \quad E = \frac{q}{4\pi\epsilon_0 r^2}$$

$$\oint E \cdot dA = 0 \rightarrow E = 0$$

Ex.

Nucleus of an atom of gold;

$$R = 6.2 \times 10^{-15} \text{ m} \quad q = Ze \quad (Z=79)$$

Assume the charge is uniformly distributed

Plot $|E|$ from the center of the nucleus outward to a distance $2R$.

Sol.

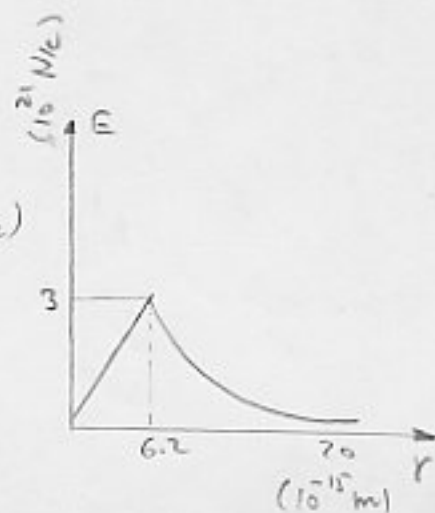
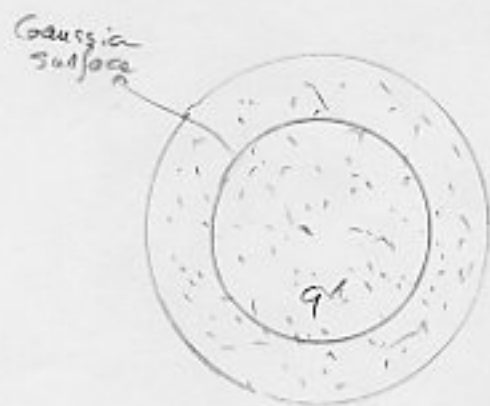

$$q = Ze = (79)(1.60 \times 10^{-19} \text{ C}) = 1.264 \times 10^{-17} \text{ C}$$

$$\frac{q'}{\frac{4}{3}\pi r^3} = \frac{q}{\frac{4}{3}\pi R^3} \rightarrow q' = q \frac{r^3}{R^3}$$

$$\oint E \cdot dA = \frac{q'}{\epsilon_0} \rightarrow E = \frac{1}{4\pi\epsilon_0} \frac{q'}{r^2} = \left(\frac{q}{4\pi\epsilon_0 R^3} \right) r \quad (\text{inside})$$

$$E = \frac{1}{4\pi\epsilon_0} \frac{q}{R^2} = 3.0 \times 10^{21} \text{ N/C}$$

$$E = \frac{1}{4\pi\epsilon_0} \frac{q}{r^2} \quad \text{outside} \quad r > R$$



23P - charge density = λ

$E = ?$

Sol.

a) $r < R \quad \epsilon_0 \oint E \cdot dA = q$

$q = 0 \rightarrow E = 0 \quad \text{for } r < R$

b) $r > R \quad \oint = \int_1 + \int_2 + \int_3$

$\int_1 = \int_2 = 0 \quad (E \perp A)$

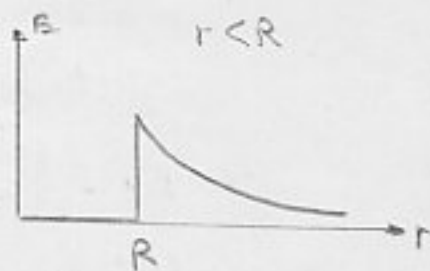
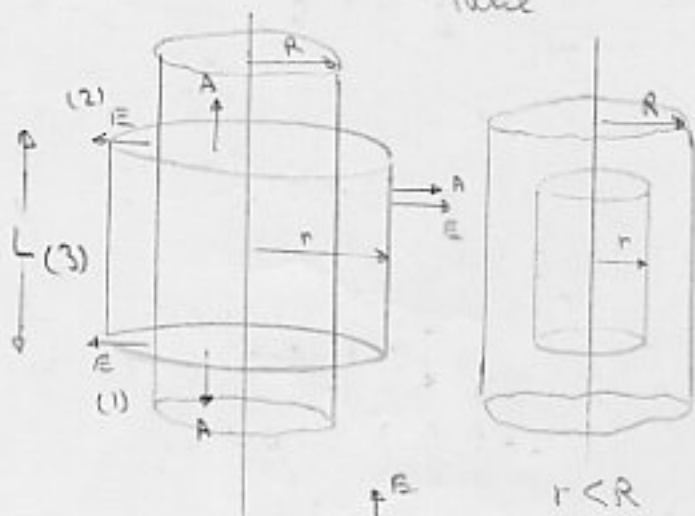
$\int_3 E \cdot dA = E \int dA = E(2\pi r L)$

$\epsilon_0 E (2\pi r L) = q \quad q = L \lambda$

$E = \frac{\lambda}{2\pi \epsilon_0} \frac{1}{r}$



long thin metal Tube



24P - |charge density| = λ

$E = ?$

Sol.

a) for $r < a$, similar to (23P)

b) " $a < r < b$, " " "

c) " $r > b \quad \oint E \cdot dA = q$

$\rightarrow E = 0$



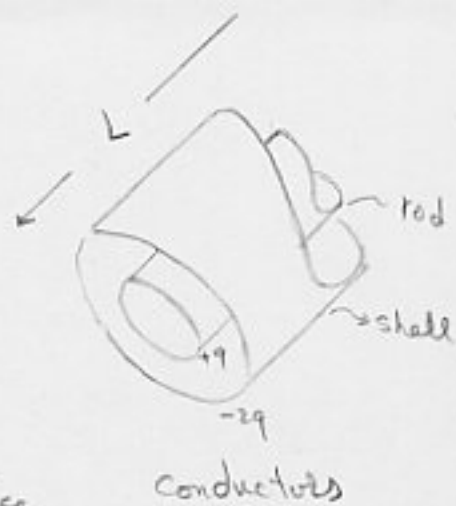
nonconductor

$q = L(\lambda - \lambda) = 0$

27P - a) $E = ?$ outside the shell

b) Distribution of charge on shell

c) $E = ?$ between the rod and shell



Sol.

a) $q_{\text{net}} = q - 2q = -q$ for a Gaussian surface outside the shell

$$\epsilon_0 \oint E \cdot dA = q \rightarrow \epsilon_0 E (2\pi r L) = -q \quad E = \frac{-q}{2\pi \epsilon_0 L} \frac{1}{r} \quad (\text{inward field})$$

b) As shown in the fig.

c) $\epsilon_0 \oint E \cdot dA = q \quad \epsilon_0 E (2\pi r L) = +q$

$$E = \frac{q}{2\pi \epsilon_0 L} \frac{1}{r} \quad a < r < b$$



34P - $\theta = 30^\circ$, $m = 1.0 \text{ mg}$, $q = 2.0 \times 10^{-8} \text{ C}$

$\sigma = ?$ of the sheet

Sol.

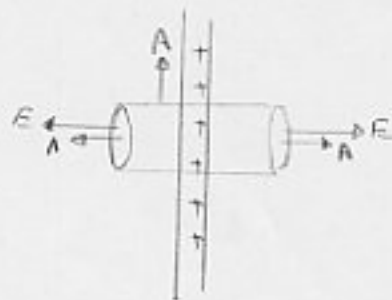
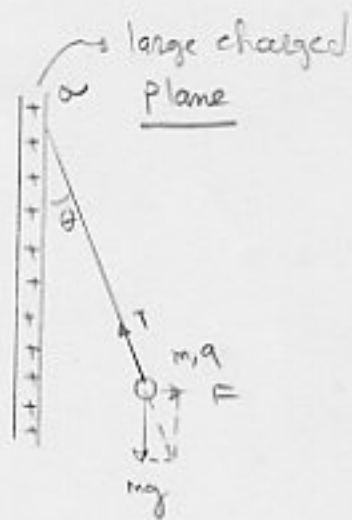
$$\vec{F} + m\vec{g} + \vec{T} = 0$$

$$\rightarrow \tan \theta = \frac{F}{mg} = \frac{qE}{mg} = \frac{q \frac{\sigma}{2\epsilon_0}}{mg}$$

$$\sigma = \frac{2mg\epsilon_0 \tan \theta}{q}$$

$$\sigma = \frac{2 \times 10^{-6} \times 9.8 \times 8.85 \times 10^{-12} \tan 30^\circ}{2 \times 10^{-8}}$$

$$\sigma = 5.0 \times 10^{-9} \text{ C/m}^2$$



$$E = \frac{\sigma}{2\epsilon_0}$$

33E - charge density = σ
 Ignore fringing of field lines around all edges.

$$E_p = ? \quad (\text{superposition})$$

Sol.

We have obtained for a charged disk:

$$E = \frac{\sigma}{2\epsilon_0} \left(1 - \frac{z}{\sqrt{z^2 + R^2}} \right)$$

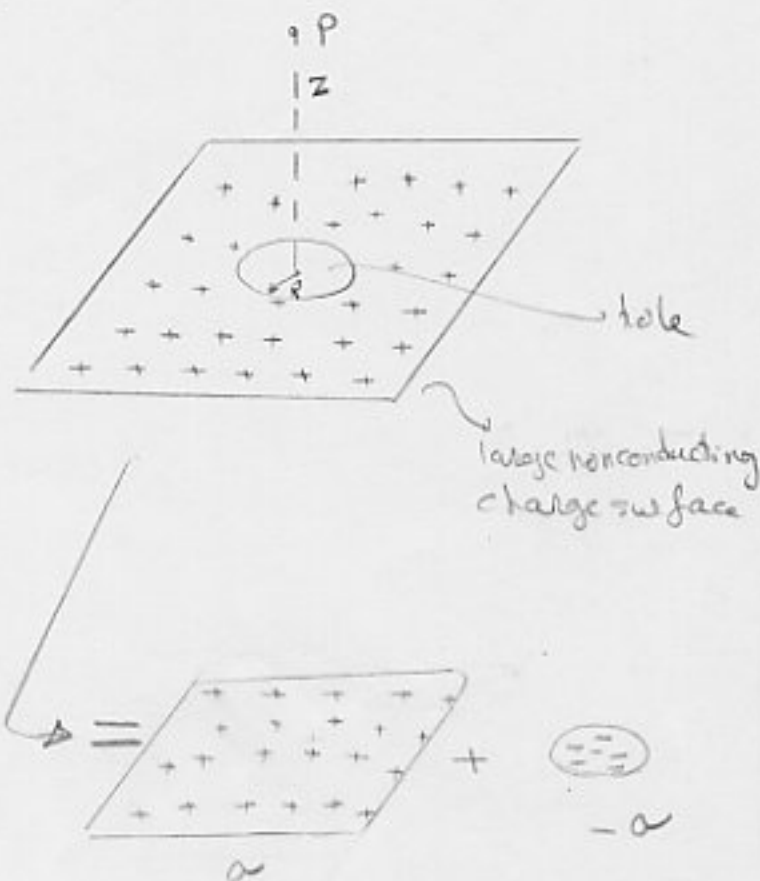
$$E_{\text{sheet}} = \frac{\sigma}{2\epsilon_0} \left(1 - \frac{z}{\sqrt{z^2 + R^2}} \right)$$

$R \rightarrow \infty$ $\rightarrow \infty$

$$E_{\text{sheet}} = \frac{\sigma}{2\epsilon_0}$$

$$E_{\text{hole}} = \frac{-\sigma}{2\epsilon_0} \left(1 - \frac{z}{\sqrt{z^2 + R^2}} \right)$$

$$E = E_{\text{sheet}} + E_{\text{hole}} = \frac{\sigma}{2\epsilon_0} \frac{z}{\sqrt{z^2 + R^2}}$$



48P -

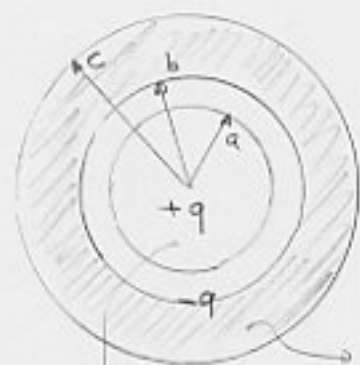
a) $E = ?$ $r < a$

b) $E = ?$ $a < r < b$

c) $E = ?$ $b < r < c$

d) $E = ?$ $r > c$

e) Charge on inner and outer surface of shell.



non conducting sphere with uniformly distributed charge q .
conducting shell with total charge $-q$

Sol.

a) $\epsilon_0 \oint E \cdot da = Q$

$$Q = \frac{q}{\frac{4\pi}{3}a^3} \left(\frac{4\pi}{3}r^3 \right) = \left(\frac{r}{a} \right)^3 q$$

$$\epsilon_0 (4\pi r^2) E = \left(\frac{r}{a} \right)^3 q \quad E = \frac{1}{4\pi\epsilon_0} \frac{q}{a^3} r$$

b) $\epsilon_0 (4\pi r^2) E = q \quad E = \frac{1}{4\pi\epsilon_0} \frac{q}{r^2}$

c) $E = 0$ inside the conductor (since it is conductor)

d) $\oint E \cdot dA = Q \quad Q = q - q = 0 \Rightarrow E = 0$

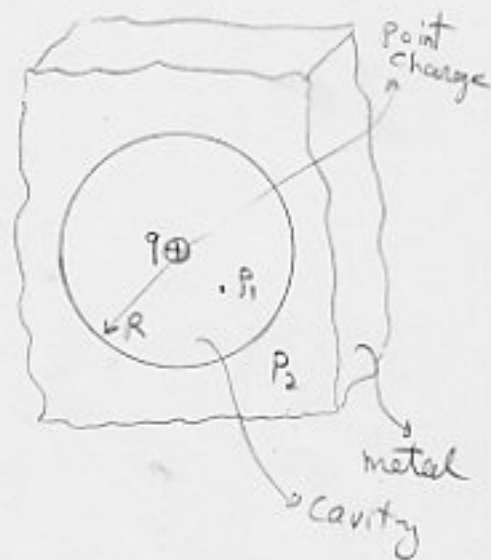
Charge on inner surface = $-q$

= outer = 0

SOP - $E_{P_1} = ?$ $E_{P_2} = ?$

$q = 1.0 \times 10^{-7} \text{ C}$ $R = 3.0 \text{ cm}$

$OP_1 = \frac{R}{2}$



Sol.

$\epsilon_0 \oint E \cdot dA = q$ $\epsilon_0 E (4\pi r^2) = q$

$E_{P_1} = \frac{1}{4\pi\epsilon_0} \frac{q}{r^2}$ $E_{P_1} = \frac{1}{4\pi\epsilon_0} \frac{q}{\frac{R^2}{4}} = 4.0 \times 10^6 \text{ N/C}$

$E_{P_2} = 0$ (since it is conductor)

OR since induced charge on inner surface of cavity = $-q$

$\epsilon_0 \oint E \cdot dA = Q$ $Q = q - q = 0 \rightarrow E = 0$

31E - Two large charged nonconducting sheets:

$E = ?$

Sol.

$\epsilon_0 \oint E \cdot dA = q$

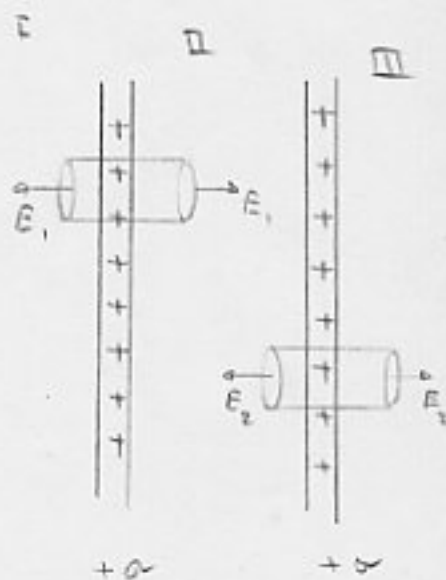
$E_1 A + E_2 A + 0 = \frac{q}{\epsilon_0}$ $E_1 = \frac{q}{2A\epsilon_0}$ $E_1 = \frac{A\sigma}{2A\epsilon_0} = \frac{\sigma}{2\epsilon_0}$

similarly: $E_2 = \frac{\sigma}{2\epsilon_0}$

I) $E = E_1 + E_2 = \frac{\sigma}{\epsilon_0}$

II) $E = E_1 - E_2 = 0$

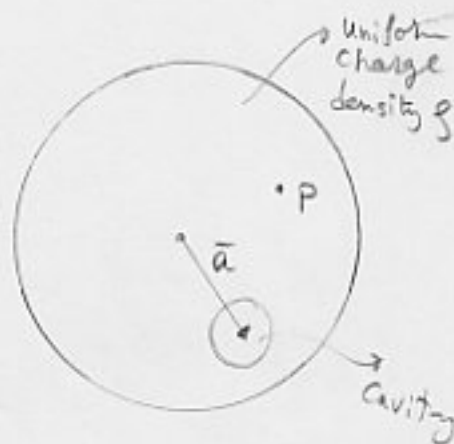
III) $E = E_1 + E_2 = \frac{\sigma}{\epsilon_0}$



54P -

a) Show that $\vec{E}_p = \rho \vec{r} / 3\epsilon_0$

b) $\vec{E} = \rho \vec{a} / 3\epsilon_0$ inside the cavity
(uniform field)



Sol.

a) $\oint \vec{E} \cdot d\vec{A} = \frac{q}{\epsilon_0}$ $4\pi r^2 E = \frac{q}{\epsilon_0}$

$E = \frac{q}{4\pi\epsilon_0 r^2}$ $q = V\rho = \frac{4}{3}\pi r^3 \rho \rightarrow \vec{E} = \frac{\rho}{3\epsilon_0} \vec{r}$

b)

$\vec{E}_{\oplus} = \frac{\rho}{3\epsilon_0} \vec{r}$

$\vec{E}_{\ominus} = -\frac{\rho}{3\epsilon_0} \vec{r}'$

$\vec{E} = \vec{E}_{\oplus} + \vec{E}_{\ominus} = \frac{\rho}{3\epsilon_0} (\vec{r} - \vec{r}')$

$\vec{r} - \vec{r}' = \vec{a} \quad \vec{E} = \frac{\rho}{3\epsilon_0} \vec{a}$

